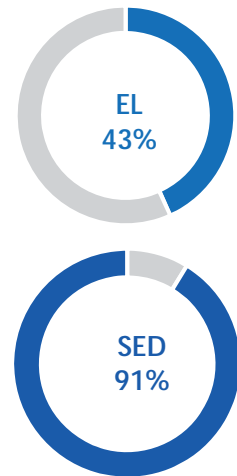


# Demographics

2017-2018

Enrollment	<b>965</b>
Race/Ethnicity	
American Indian	1%
African American	3%
Asian	2%
Filipino	0%
Hispanic	92%
Pacific Islander	0%
White	1%
Two or More	1%
Not Reported	0%



# King Elementary

Comprehensive Academic Report

Stockton Unified School District

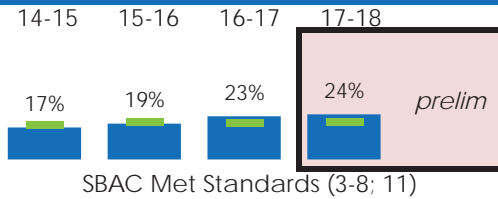
July 2018

**Legend** \*\* Embargoed --- No Data \* Data Suppressed  
 Preliminary School District State  
 N, % = School

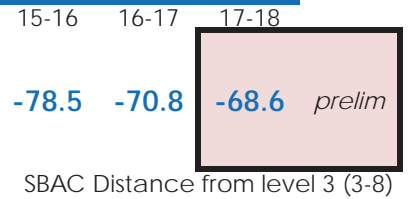
## Student Learning

### Mathematics

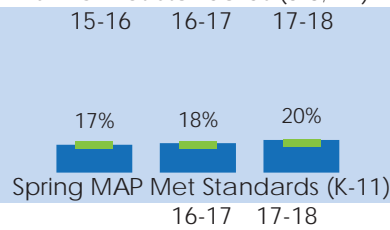
SBAC Met Standards



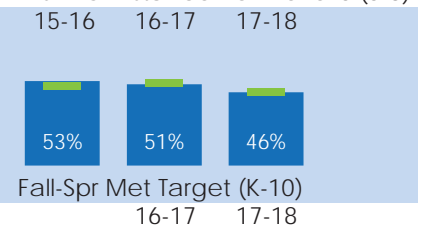
SBAC DF3



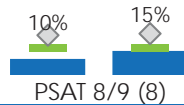
MAP Growth Met Standards



MAP Growth Met Target



PSAT 8/9 Benchmark

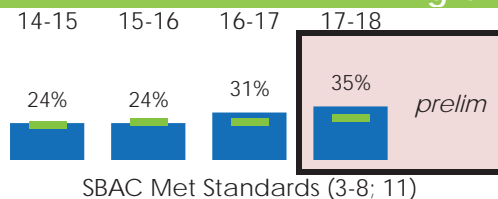


PSAT NMSQT Benchmark

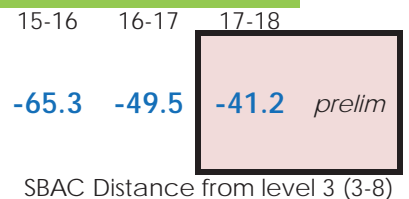


### English Language Arts

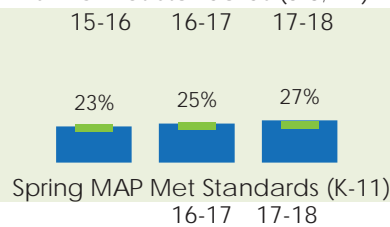
SBAC Met Standards



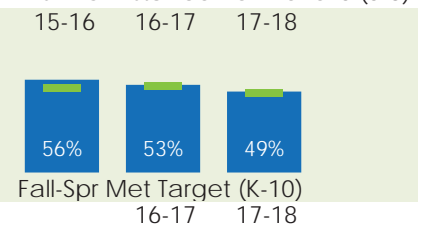
SBAC DF3



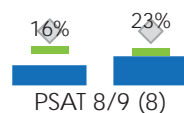
MAP Growth Met Standards



MAP Growth Met Target



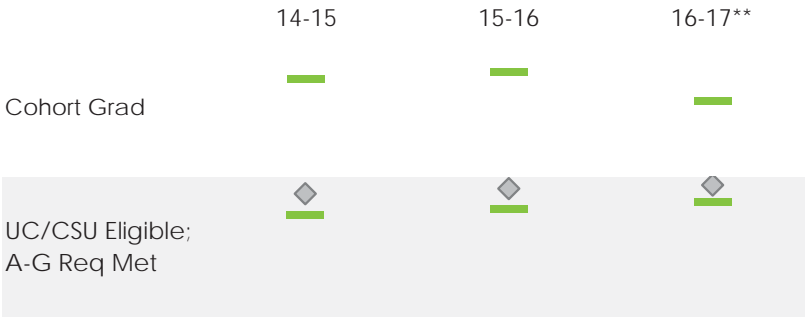
PSAT 8/9



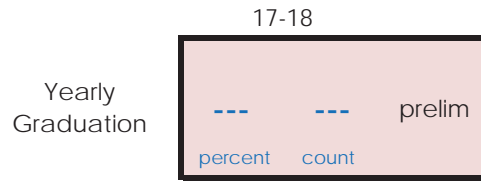
PSAT NMSQT



## Cohort Graduation



## Yearly Graduation



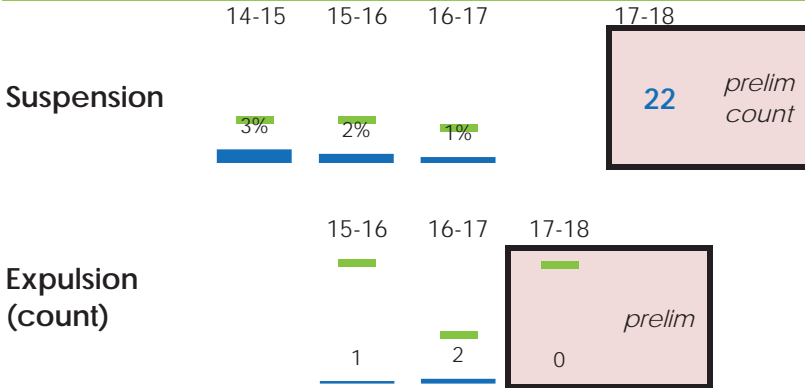
## Advanced Placement

	Course Complete		Exams Taken		Exams Passed	
	School	SUSD	School	SUSD	School	SUSD
16-17	---	94%	---	84%	---	19%
17-18	---	94%	---	85%	---	16%

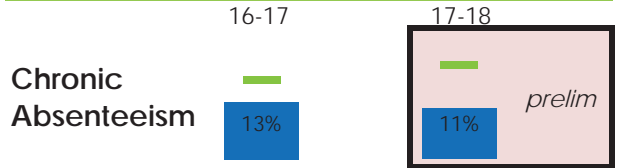
## Earned Credits (Graduates)

	King	Stockton USD
15-16	---	263
16-17	---	261
17-18	---	259

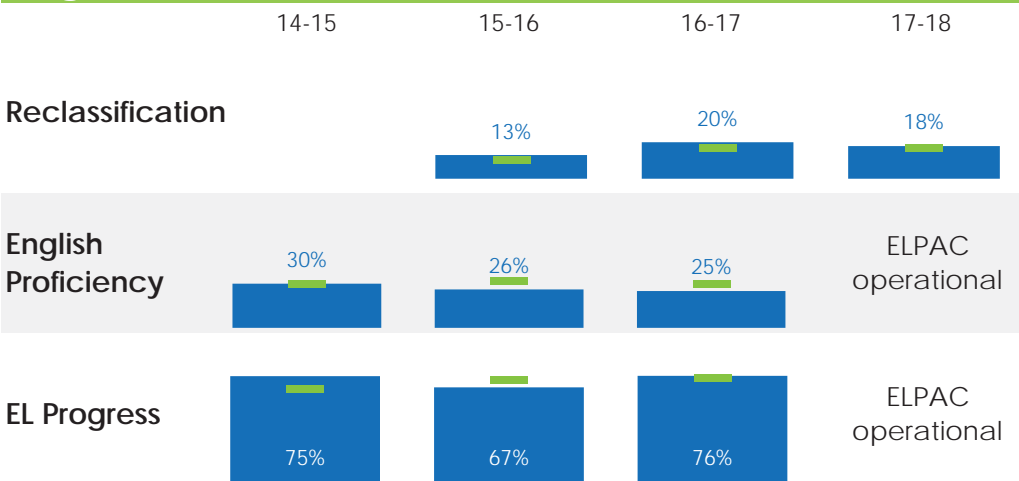
## Discipline



## Attendance



## English Learners



**Legend**    \*\* Embargoed    --- No Data    \* Data Suppressed

Preliminary (pink box)    School (blue square)    District (green square)    State (grey diamond)

N, % = School